



# Line designs into sculpture





## Objectives

*Students will be able to...*

- Discuss types of lines, textures, designs, and patterns, along with line thickness
- Discuss movement, balance, and rhythm in sculptures
- Turn line designs into an original sculpture





# Instructions

## Step 1


Using a fine black Sharpie®, draw various types of lines, textures, and patterns on 12" x 18" paper. Divide the paper up into various areas using different types of lines, then put the many types of patterns, textures, and designs in each area. Or work with doodles, with no certain areas blocked off, adding lines and shapes at random. The entire paper should be filled with a variety of designs, patterns, and line thickness. The finished piece could stand alone as a work of art.

## Step 2

Use a photocopier and make two copies of each side of the finished design for a total of four 8½" x 11" copies.


## Step 3

Trim the white outside edge off the photocopies to make 8" x 10" sheets. Next, cut the 8" x 10" sheets into 4" x 10" strips. Cut the 4" x 10" strips every 2" to make 2" x 4" rectangles. (If safety reasons prevent students from using a paper cutter, cut the strips for them to make uniform rectangles.)



Adult supervision required





## Step 4

Tightly roll one of the rectangles around a pencil and use a small amount of glue to hold the rectangle in place to create a 4" long tube. (It helps to count to 10 while holding the glued tube in place.)

It is easier to make all the tubes at once.

## Step 5

Glue two tubes together near the tops of the tubes to form a slight "X" shape. Glue one more tube onto the "X" shape, creating a tripod base. Let the three base tubes dry a few minutes for added stability.

## Step 6

Add tubes, one by one, to create a beautiful sculpture. Make extra copies of the line designs for more tubes if needed.

## References

Conley, Jay (1993). "Adventures in Drawing," ARTventure Publications.







## Materials list

- Fine black Sharpie® markers, Box of 12 [[9717997\(A\)](#)]
- 12" x 18" paper ([9727098](#))
- Elmer's® White glue, 7<sup>5</sup>/<sub>8</sub> oz. ([9729431](#)), Gallon ([9729429](#))
- Pencil
- 8" x 8" poster board or cardboard